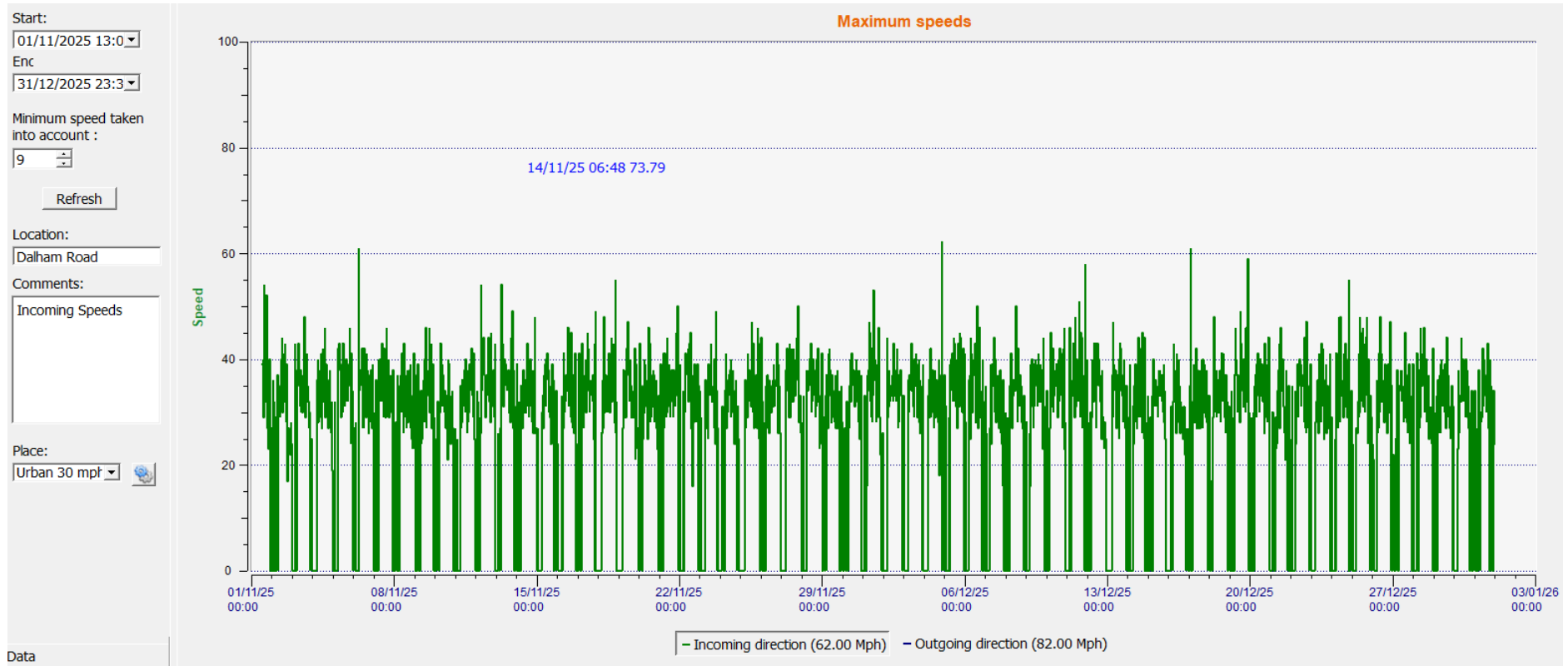


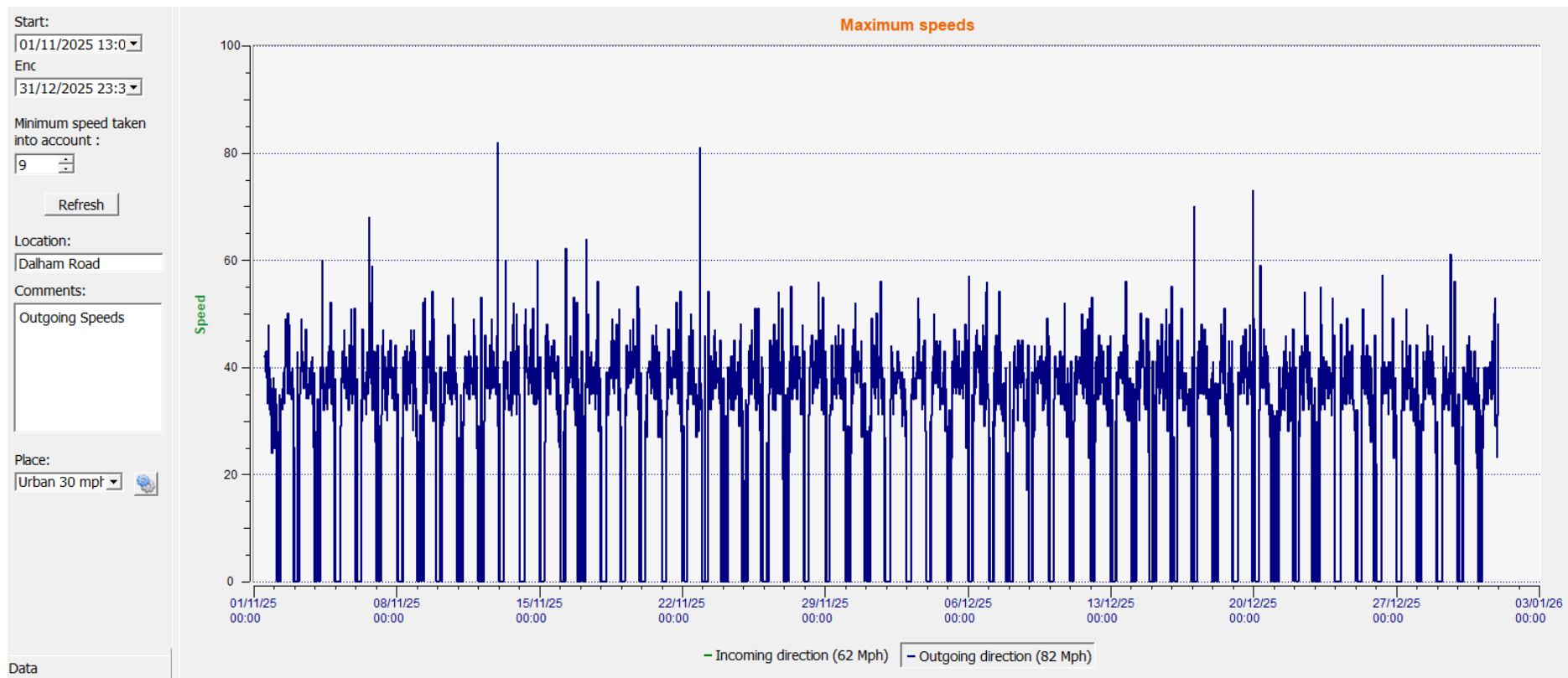
# VAS Data for November and December 2025

## Dalham Road

Incoming Max Speed



## Outgoing Max Speed



## Speed Distribution

Start:

01/11/2025 13:0

Enc

31/12/2025 23:3

Minimum speed taken into account :

9

Refresh

Location:

Dalham Road

Comments:

Place:


Urban 30 mph



Data


### Vehicles distribution among velocity range

#### Incoming vehicles



<= 30 Mph	: 15,548 - (83.03 %)
31 - 35 Mph	: 2,111 - (11.27 %)
36 - 40 Mph	: 816 - (4.36 %)
41 - 45 Mph	: 191 - (1.02 %)
46 - 65 Mph (and more)	: 59 - (0.32 %)

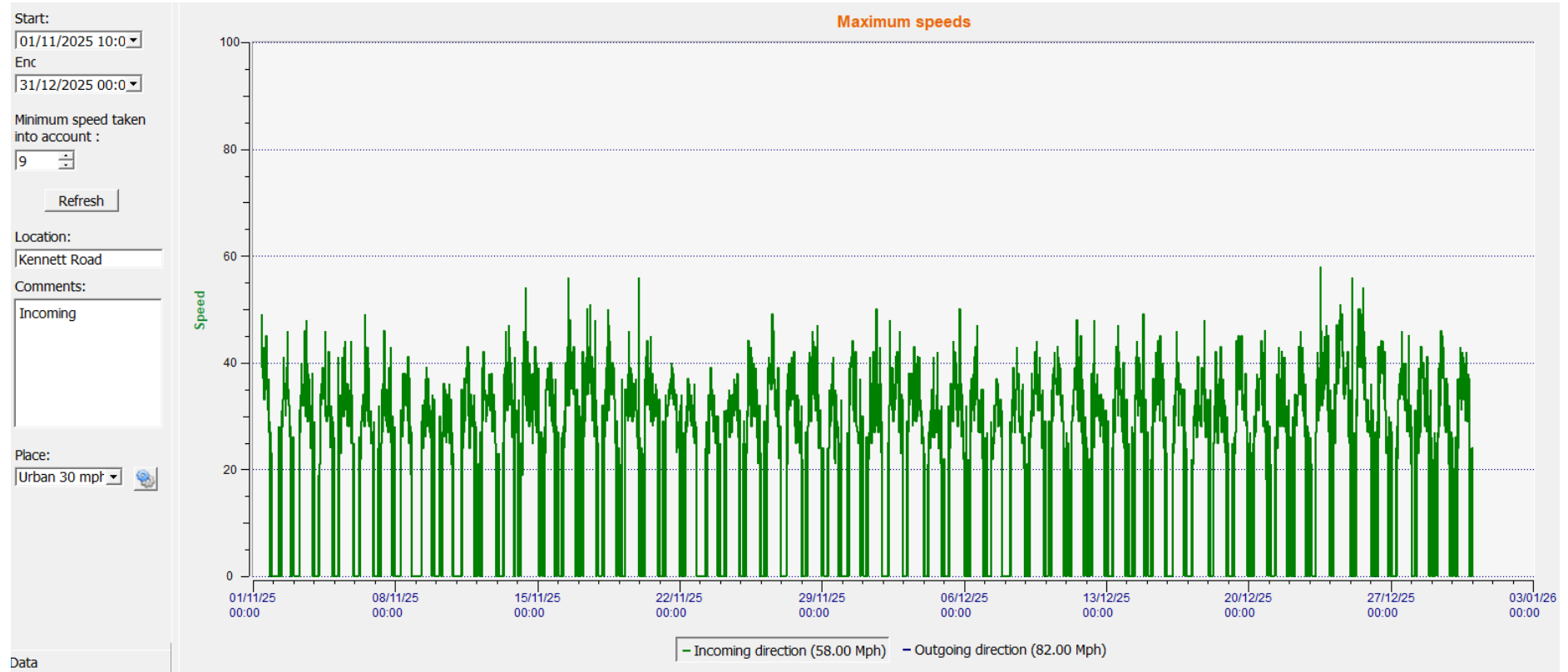
#### Outgoing vehicles



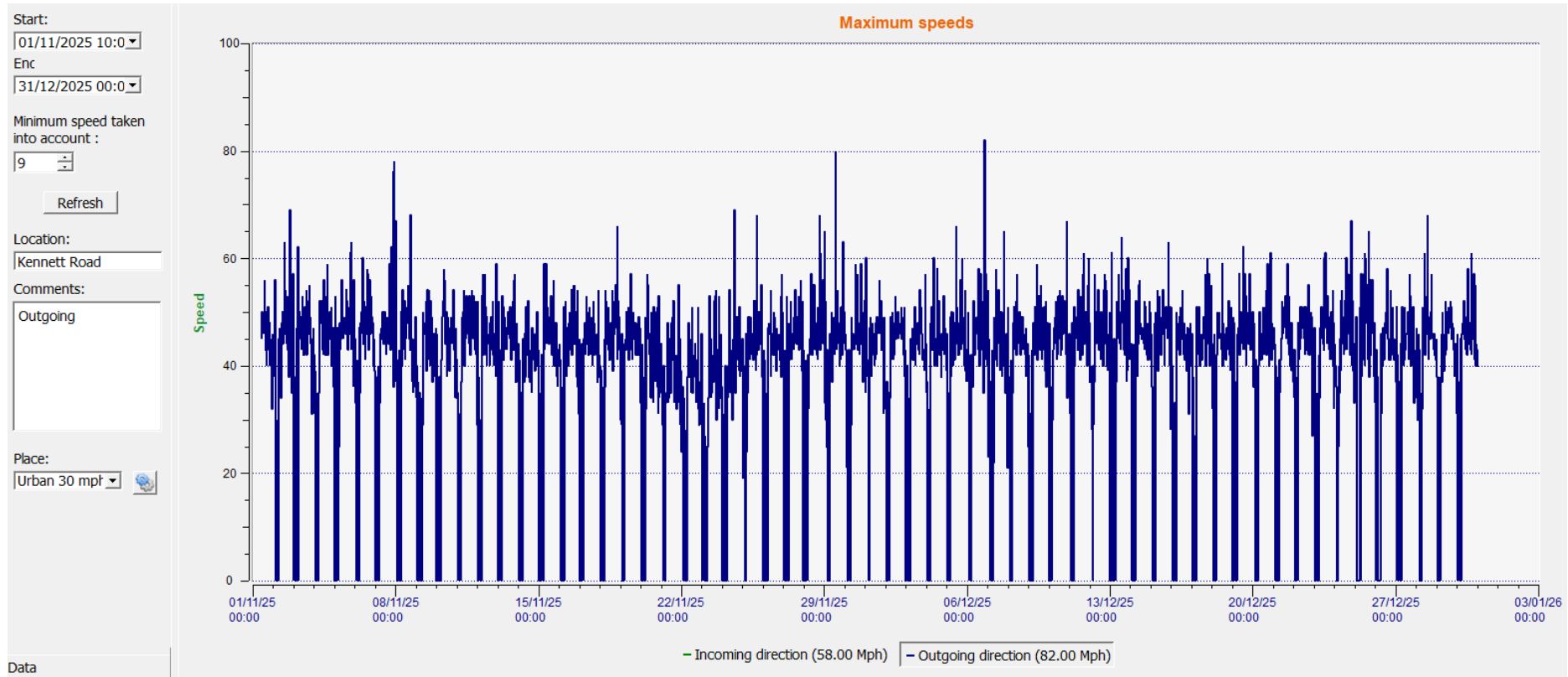
<= 30 Mph	: 19,768 - (65.76 %)
31 - 35 Mph	: 7,310 - (24.32 %)
36 - 40 Mph	: 2,306 - (7.67 %)
41 - 45 Mph	: 488 - (1.62 %)
46 - 65 Mph (and more)	: 187 - (0.62 %)

# Kennett Road

## Incoming Max Speed



# Outgoing Max Speed



# Speed Distribution

Start:

01/11/2025 10:0

Enc

31/12/2025 00:0

Minimum speed taken into account :

9

Refresh

Location:

Kennett Road

Comments:

Place:


Urban 30 mph



Data

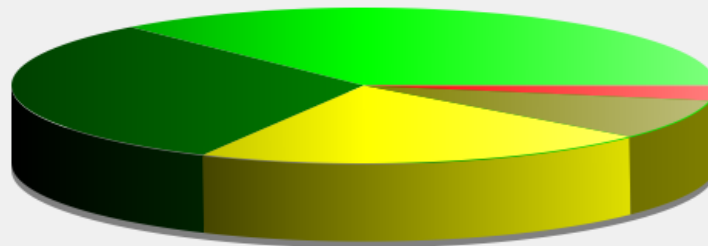
## Vehicles distribution among velocity range

Incoming vehicles



<= 30 Mph	: 20,598	- (86.74 %)
31 - 35 Mph	: 2,178	- (9.17 %)
36 - 40 Mph	: 727	- (3.06 %)
41 - 45 Mph	: 184	- (0.77 %)
46 - 65 Mph (and more)	: 59	- (0.25 %)

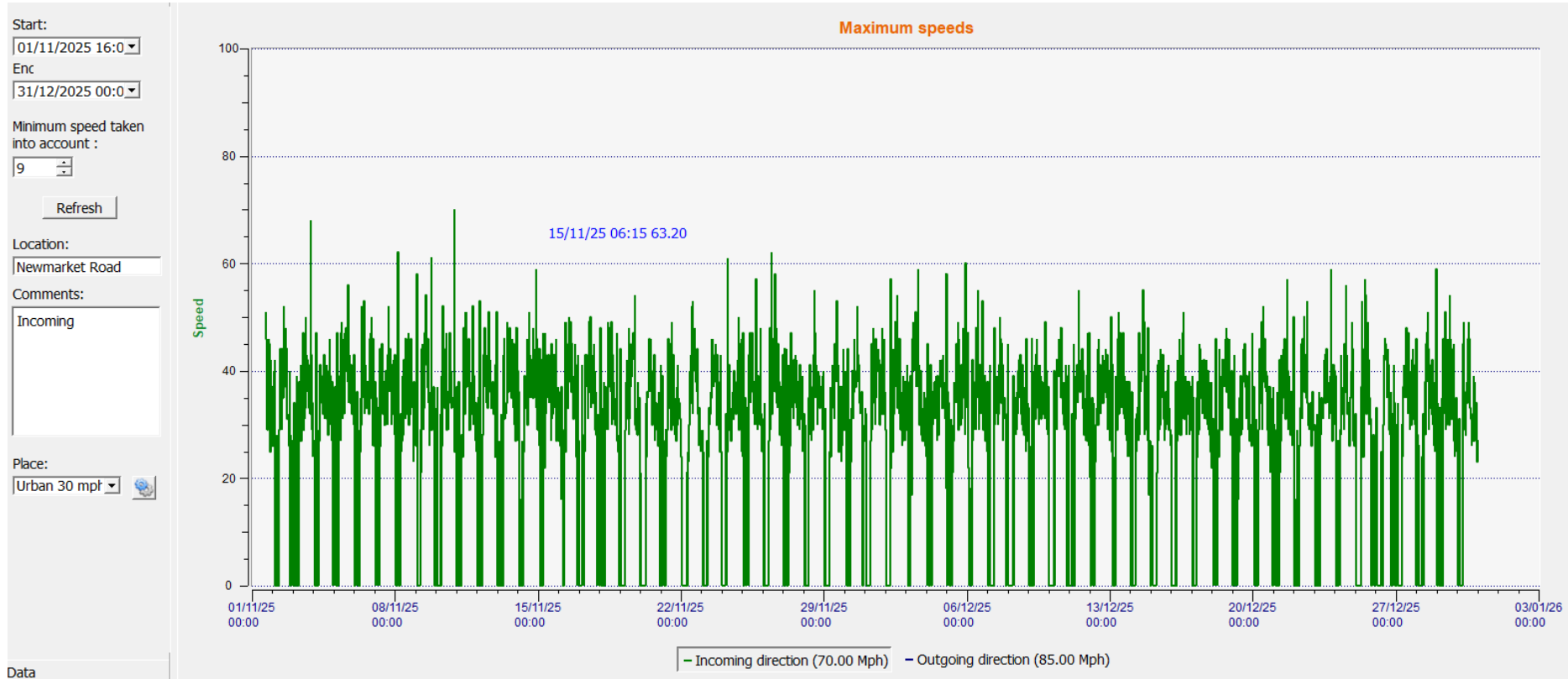
Outgoing vehicles



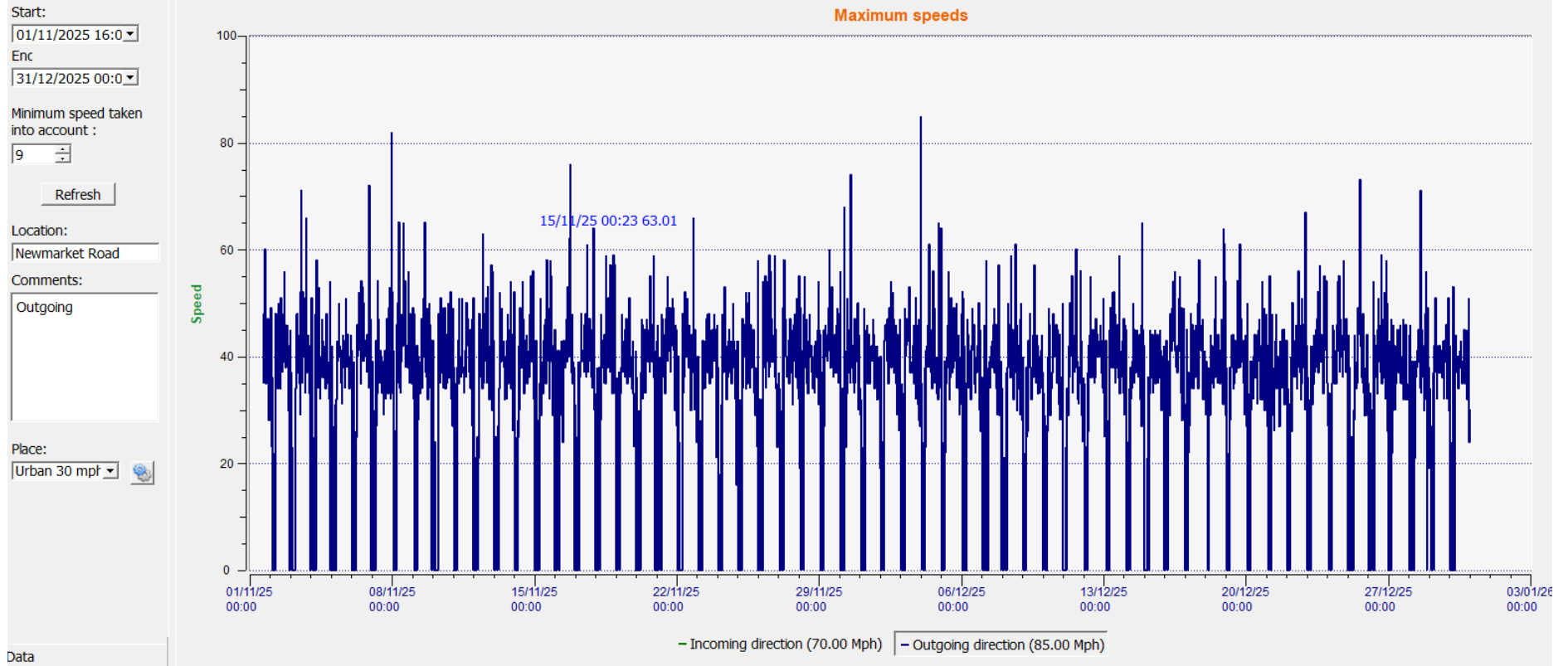
<= 30 Mph	: 20,028	- (36.50 %)
31 - 35 Mph	: 17,011	- (31.00 %)
36 - 40 Mph	: 11,587	- (21.11 %)
41 - 45 Mph	: 4,545	- (8.28 %)
46 - 65 Mph (and more)	: 1,706	- (3.11 %)

# Newmarket Road

## Incoming Max Speed



# Outgoing Max Speed



# Speed Distribution

Start:

01/11/2025 16:0

Enc

31/12/2025 00:0

Minimum speed taken into account :

9

Refresh

Location:

Newmarket Road

Comments:

Place:


Urban 30 mph



Data


## Vehicles distribution among velocity range

Incoming vehicles



<= 30 Mph	: 24,313 - (84.10 %)
31 - 35 Mph	: 2,688 - (9.30 %)
36 - 40 Mph	: 1,210 - (4.19 %)
41 - 45 Mph	: 465 - (1.61 %)
46 - 65 Mph (and more)	: 233 - (0.81 %)

Outgoing vehicles



<= 30 Mph	: 30,560 - (70.77 %)
31 - 35 Mph	: 7,914 - (18.33 %)
36 - 40 Mph	: 3,253 - (7.53 %)
41 - 45 Mph	: 949 - (2.20 %)
46 - 65 Mph (and more)	: 508 - (1.18 %)